

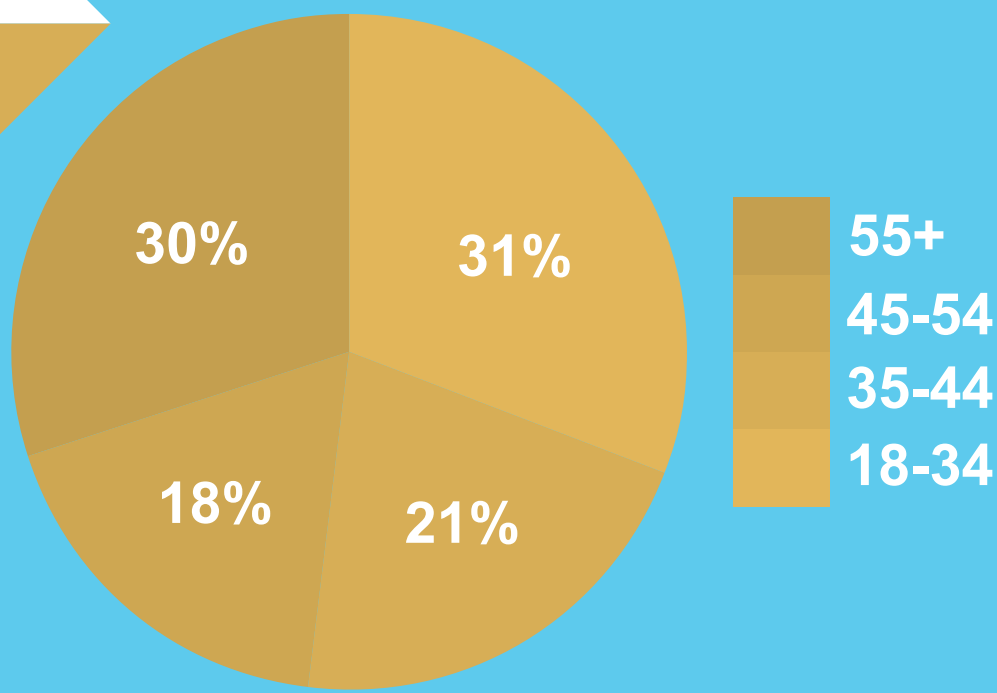
NAMI BAR

FACTS & STATS

The West Island represents **13%** of the population of the island of Montreal

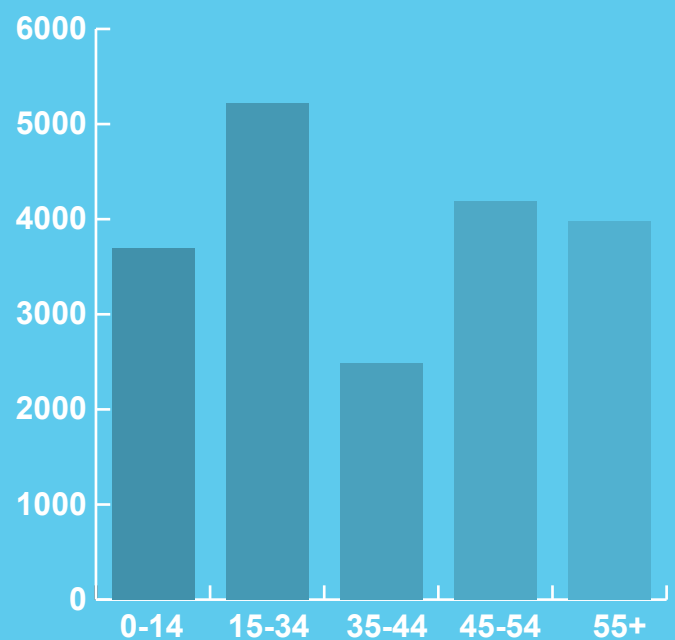
The total population of the West Island is **235,000**

Average Age Group of Bar Goers



We can see that the largest age group that go to bars is the 18-34 range with 31%. Afterwards it is the 55+ age group with 30%.

Kirkland Age Distribution



Kirkland's age distribution shows us that Kirkland's population peaks up at the 15-34 range, then dips down at the later ages. It picks up at the 45-54 and stays steady

The demographic weight of seniors has grown from **13%** in 2006 to **17%**

17% of the West Island population is under the age of 14, compared to **15%** on the Island of Montreal.

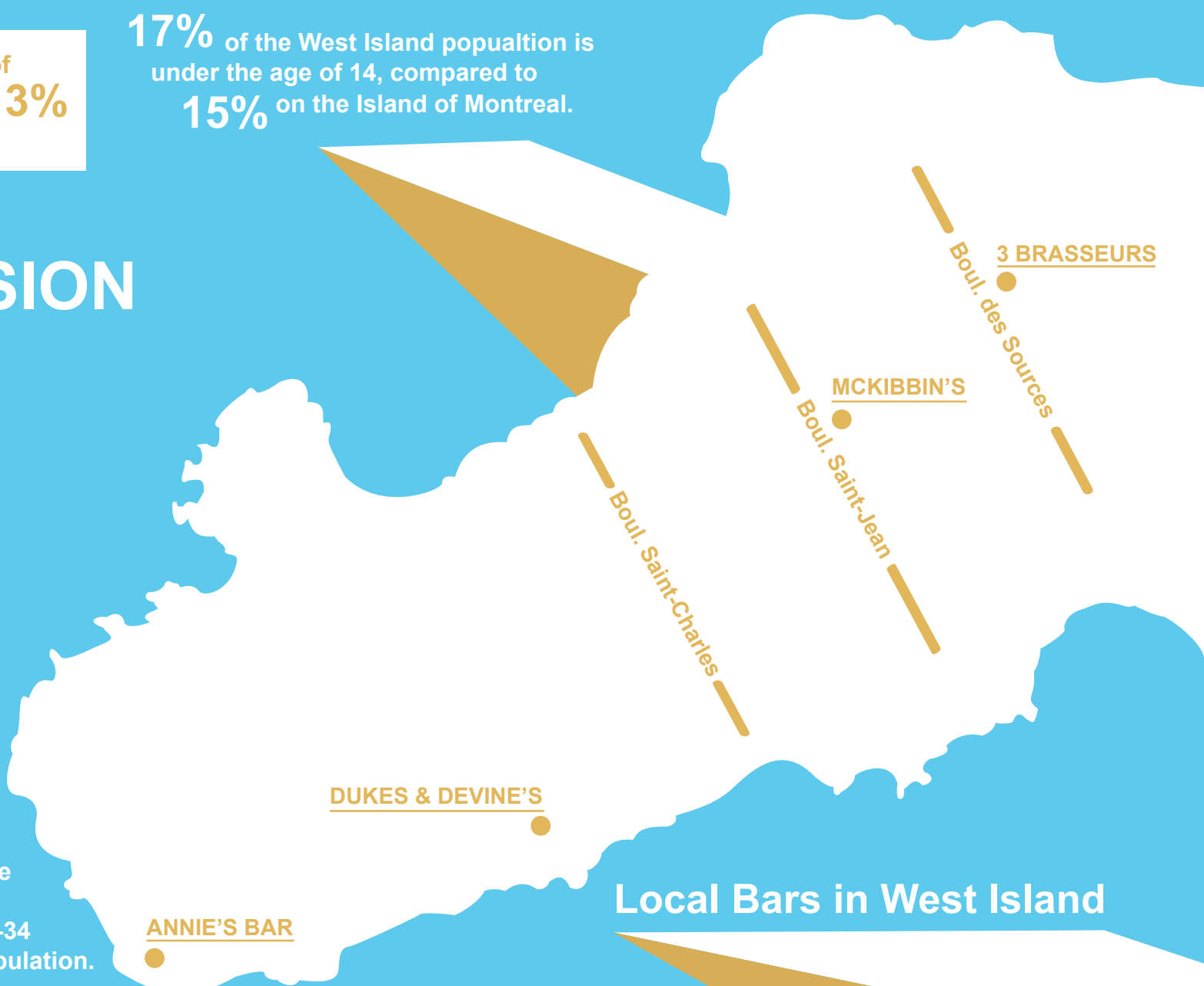
CONCLUSION

While the current West Island is young, there is a growing older population.

Studies show that the largest age population that goes to bars is the 18-34 range at 31%, while the second largest is the 55+ age group at 30%.

Boulevard Saint-Charles is one of the busiest streets in the West Island, but does not have a bar.

Kirkland's age distribution shows us that it is the best area to bring in a bar because its population peaks between 15-34 and also has a large older population.



Local Bars in West Island